


WHAT'S "QUACKING" IN THE DUCKLING CLASS FOR FEBRUARY




Letters of the Month

Gg, Ss, Jj



We will continue introducing the letters using the Handwriting Without Tears Method. The children will continue to work on the workbook pages and make doorknob hangers to bring home.

Nursery Rhyme of The Month



"To Market, To Market"

Shape of the Month


Circle





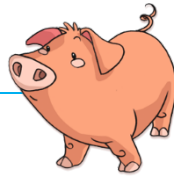
Ground Hog Day

The children celebrate Groundhog Day by guessing whether the Groundhog will see his shadow! We will explain that if the Groundhog sees his shadow, it will mean that there will be six more weeks of winter. We will talk to the children about shadows and how the sun is what makes them. The children will go outside with their class and stand in the sun in the parking lot. The teachers will trace the children's shadows and print their names in the middle.



New Word of the Month

Hog: A big, domesticated pig, usually weighing over 120 lbs.!



Story of the Month

"The Gingerbread Man"



Learning Our Names

We have replaced our seat symbols with new ones so we can learn to recognize our names and our classmates' names.





Presidents Washington and Lincoln

We will discuss the achievements of Washington and Lincoln and stress that even as children they tried to do the right thing. We will also explain that like us, they sometimes made mistakes. For example, George cut down the cherry tree as a little boy. We will explain how important it is to be truthful and honest and that Abraham Lincoln's nickname is "Honest Abe". We will talk about the difference between truth and a lie. The teacher will tell them some short phrases and ask whether the phrase is the truth or a lie. Some examples are: *Children should eat breakfast, lunch, and dinner... Lots of candy makes children big and strong... The moon is made of green cheese... At night we can see the moon... etc.*

Valentine's Day



Valentine's Day is the perfect opportunity for you to explain to your child how our mail system works. You will receive a blank envelope in your child's folder at the beginning of the month. Together, with your child, affix a stamp to the envelope and write your family address on it (while your child is watching). (For example: *The Smith Family 18 Park Rd. Watchung, NJ 07069*). Send this back to school in your child's folder the first week of February. Your child will make a delightful Valentine Card in class, put it in the envelope and then walk to the mailbox with his/her class and mail it. What fun when the mailman delivers it to your house!