


WHAT'S "TWEETING" IN THE BLUEBIRD CLASS FOR FEBRUARY



Letters of the Month

U, V, & W



Letter U: U is for Unicorn!



Letter V: V is for Van


Letter W: W is for Wagon



Books We Will Explore

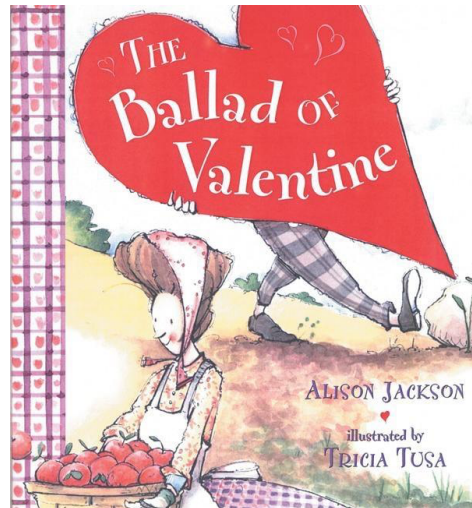
"The Valentine Express" by Nancy Elizabeth Wallace

A sweet story that encourages the children to celebrate the holiday by doing something kind for others.



"The Ballad of Valentine" by Alison Jackson

This book tells the story of all the different ways and lengths a person will go through to get a Valentine delivered to someone special!




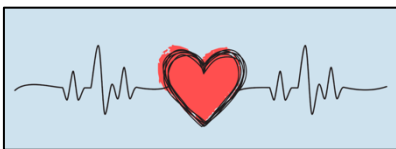
Numbers of the Month:

12, 13, 14




Scientist of the Month

William Harvey



William Harvey discovered the heartbeat. We all know how the heart works, pumping blood around our body to all our organs. But this wasn't always common knowledge, thanks to this 16th century scientist, we have discovered the purpose of the heart. William Harvey was the first person to correctly describe blood's circulation in the body. He showed that arteries and veins form a complete circuit. The children will listen to each other's heartbeats with a real stethoscope and learn to feel a pulse on the wrist and neck.



Shape of the Month: Heart

The children will draw and cut out a Heart to make a butterfly.



Valentine's Day

Valentine's Day is the perfect opportunity for you to explain to your child how our mail service works. A blank envelope will be sent home at the beginning of the month. Together with your child affix a stamp to the envelope and write your family address on it (while your child is watching) (*The Smith Family, 18 Park Road Watchung, NJ 07069*) Send this back to the school in your child's folder the first week of February. Your child will make a delightful Valentine Card in class, put it in the envelope and then walk to the mailbox with her or her class and mail it. What fun when the mailman delivers it to your house!

Your child's teacher will send home a list of the children's first names in his or her class. Please use this to help your child print your child's classmates' names on each individual Valentine card which he or she will place in each friend's individual Valentine bag.



The children will be learning to say their addresses and print their last names.