


What's Chirping in Mrs. Loretta's Chickadee Class in September?




Parents, each month please go to the web site to read our monthly "what's chirping in the chickadee class." This monthly sheet explains the many activities your child will be participating in each month. This is a fun way for you to visualize what your child is doing in school and a great way to help you and your child talk about their days!

THE PURPOSE OF REBUS SYMBOLS

A rebus symbol helps pre-readers identify their space. We will use this symbol to label the chairs so the children know where to sit when they come in, we will put them on their folders, and use them to designate where to sit for lunch or snack etc.


We will play games this month with the symbols, such as running to it and picking up your symbol and bringing it to the teacher, trying to remember our friends' symbols, naming all the symbols, pasting our symbols to paper.



ENJOYING THE CLASSROOM TOYS

The teacher will sit on the floor and pull out one toy at a time. Each child will have the opportunity to touch, shake, and manipulate individual toys while the teacher explains the various ways the children can play with each toy.

When we explore the blocks, each child will have a set of blocks they can create a castle, tower or whatever their imagination can build! Next, each child will be given a puzzle to master!



OPPOSITES:

Each month the children will learn a different opposite. This month's opposite: IN AND OUT



SEPTEMBER THEMES

COLOR OF THE MONTH....

YELLOW

Yellow Fun - The children will paint a lemon tree with real lemons dipped in yellow paint.



NURSERY RHYME OF THE MONTH...

JACK BE NIMBLE

The teacher will recite the rhyme below with your children. Then she will play music and let them take turns being Jack jumping over a pretend candlestick!

Jack be Nimble

Jack be quick.

Jack jump over the candle stick.



Activities You Can do at Home to Reinforce the Things We are Doing in School ..

- Your child's teacher, after she has received pictures of all the children, will put together a booklet for each student to take home. In this booklet will be the pictures of each of your child's classmates and the child's name underneath. Together you and your child can go through this book and practice saying everyone's name.
- We will be learning a Nursery Rhyme each month. This month please practice Jack be Nimble with your child. Practice jumping over a pretend candlestick!
- When you are correcting your child for talking too loud or being rough with a sibling try to use the same wording as your child's teacher will be using. For example, instead of saying, "Don't hit your sister again, say "Keep your hands to yourself please" while crisscrossing your arms on your chest, as if hugging yourself. Or, if a child seems sad about when you will return to pick them up from school, a common term used by the staff is "Mommy/Daddy will be back after lunch" or "after rest" for plus class children. This helps a child understand the timing of when he/she will see you again.